



Insert Part Number		3720-8.00HDL
Military Specification		-
Reference Number		-
Insert Type		Heavy Duty SELF LOCKING
Internal Thread Form		Metric Coarse
Internal Thread Size		M8 X 1.25
External Thread Size		M14 X 1.5
Nominal Length Q	mm	14.00
Insert Material		Stainless Steel - 303 CRES
Insert Finish		Passivated
Insert Coating		-

Loksert solid keylocking inserts are an easily installed thread assembly that are ideal for replacing damaged or worn threads in virtually any material - ferrous, non-ferrous and non-metallic. They are constructed from high quality carbon steel or extremely hard wearing stainless steel. One piece Loksert inserts are supplied with the dove-tailed locking keys pre-assembled. The pre-positioned keys automatically position the insert at the correct depth below the surface of the parent material. Lokserts are suitable for repairing and creating threads in a wide range of applications including forgings and castings and are especially suited to situations that experience heavy wear and vibration - such as mining, construction and earthmoving equipment.

COMPATIBLE LOKSERT INSTALLATION AND REMOVAL TOOLS	
TOOL TYPE	Part #
Hand Installation tool - Miniature	-
Hand Installation tool - Thin Wall	-
Hand Installation tool - Heavy Duty	3600-8.00HT
Hand Installation tool - Universal (TW & HD)	3600-312T
Hand Installation tool - Extra Heavy Duty	-
Hand Installation tool - Solid	-
Pneumatic Front End Assembly (FEA)	3720-8.00HDMIP
Pneumatic Tool	3700-MIP1

powercoil.com.au

PowerCoil and Loksert are registered trademarks of Bordo International Pty Ltd Australia

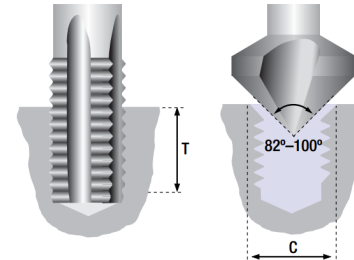


IMPORTANT The success of any drilling and tapping operation is dependant upon many factors -type of material being cut, cutting speed, coolant, equipment being used - and it is not possible to give specific drill sizes for each material. Drill sizes shown are recommendations only and Bordo International would strongly suggest that independent testing be performed for specific and critical applications.

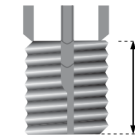
DRILLED HOLE DIMENSIONS INTERMEDIATE/PLUG TAP		
A Tapping Drill Size	mm	12.80
A Tapping Drill Size	inch	
Tapping Drill Part Number		3620-12.8



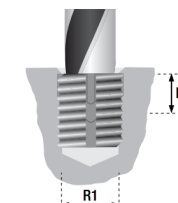
TAPPED HOLE DIMENSIONS		
Tap Size		M14 X 1.5
Tap Tolerance		6H
T Tapping Depth minimum	mm	16.50
T Tapping Depth minimum	inch	-
Loksert Tap Part Number	Intermediate	3621-14.00I
C Countersink Width minimum	mm	14.25
C Countersink Width minimum	inch	-



INSERT SPECIFICATIONS		
Internal Thread		M8 X 1.25
Internal Thread Tolerance		4H5H
External Thread		M14 X 1.5
External Thread Tolerance		4h
Q Nominal Length	mm	14.00
Locking Keys	#	4



INSERT REMOVAL SPECIFICATIONS		
R1 Drill Size	mm	11.50
R1 Drill Size	inch	-
R2 Drill Depth minimum	mm	4.75
R2 Drill Depth minimum	inch	-



For detailed removal instructions please visit powercoil.com.au