



Insert Part Number		3521-16.00X2.0DSL
Insert Thread Form		Metric Fine
Nominal Thread Size		M16 X 1.50
Insert Length Q (installed)	D	2.0D
Insert Length Q (installed)	mm	32.000
Insert Material		304 Stainless Steel
Insert Coating/Plating		-
Military Standard	#	MA3329-217
National Aerospace Standard	#	
Federal Stock	#	-
National Stock / NATO	#	-

Optimum thread performance with Wire Thread Inserts is achieved when the inserts are installed 1/2 to 1 pitch below the surface of the tapped hole. This means that the actual length of an installed insert is equal to dimension Q less 1/2 to 1 pitch. Dimensions S and T allow for tap end clearance of intermediate taps. When using Bottoming and Spiral Flute Taps these dimensions maybe reduced by an amount equal to 2 thread pitches. Any countersink depths must be added to these dimensions.

COMPATIBLE POWERCOIL INSTALLATION AND REMOVAL TOOLS	
TOOL TYPE	Part #
Hand Installation Tool	-
Tang Break Tool	-
Removal Tool	3500-RT3
Machine Installation Tool	3521-16.00MIT
Mandrel Installation Tool	-
Captive Prewinder Tool	3521-16.00HIP
Non-Captive Prewinder Tool	-
Spring Loaded tang Break Tool	-
Pneumatic Front end assembly (FEA)	-
FEA Mandrel	-
FEA Nozzle	-
Pneumatic Tool	-

powercoil.com.au

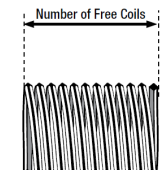
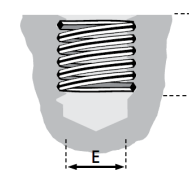
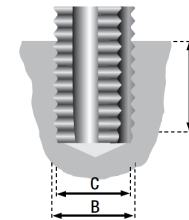
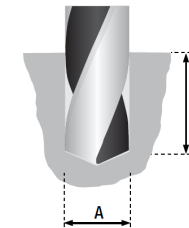
PowerCoil is a registered trademark of Bordo International Pty Ltd Australia



DRILLED HOLE DIMENSIONS INTERMEDIATE/PLUG TAP		
Drill Size	mm	16.50
Drill Part Number		2654-16.50
Drill Size inch	inch	21/32
Drill Part Number inch		2651-21/32
A Minor Diameter minimum	mm	16.325
A Minor Diameter maximum	mm	16.561
S Drilling Depth minimum	mm	38.75

TAPPED HOLE DIMENSIONS			
Tap Size	STI		M16 X 1.50
Tap Size	-		-
B Major Diameter		mm	17.949
C Pitch Diameter MIN		mm	16.974
C Pitch Diameter MAX	5H	mm	17.067
C Pitch Diameter MAX	6H	mm	17.099
T Tapping Depth MIN		mm	37.25
Power Coil Tap Part Number	STI	Taper	3521-16.00T
Power Coil Tap Part Number	STI	Intermediate	3521-16.00I
Power Coil Tap Part Number	STI	Bottoming	3521-16.00B
Power Coil Tap Part Number	STI	SpiralPoint	-
Power Coil Tap Part Number	STI	SpiralFlute	-

INSERT SPECIFICATIONS		
E Fitted Minor Diameter	mm	14.376
Q Nominal Length Installed	mm	32.000
Free Coil Diameter minimum	mm	18.128
Free Coil Diameter maximum	mm	19.600
Free Coils minimum	#	17.50
Free Coils maximum	#	19.10



IMPORTANT The success of any drilling and tapping operation is dependant upon many factors -type of material being cut, cutting speed, coolant, equipment being used - and it is not possible to give specific drill sizes for each material. Drill sizes shown are recommendations only and PowerCoil would strongly suggest that independent testing be performed for specific and critical applications. When using wire thread inserts it is important that the drilling and tapping diameters and lengths shown are adhered to. The figures outlined in these tables encompass effective free coil tolerances for most globally recognized standards and manufacturers, including those of reduced diameter wire thread inserts.

Number of Free Coils – the number of coils on an un-installed insert counted along the insert length 90° from the tang.