



Insert Part Number		3532-9/16X1.5DSL
Insert Thread Form		Unified National Coarse - UNC
Nominal Thread Size		9/16 X 12
Insert Length Q (installed)	D	1.5D
Insert Length Q (installed)	inch	0.8430
Insert Material		304 Stainless Steel
Insert Coating/Plating		-
Military Standard	#	MS21209-C9-15
National Aerospace Standard	#	NASM21209-C9-15
Federal Stock	#	5340-987-9146
National Stock / NATO	#	5325-00-723-6776

Optimum thread performance with Wire Thread Inserts is achieved when the inserts are installed 1/2 to 1 pitch below the surface of the tapped hole. This means that the actual length of an installed insert is equal to dimension Q less 1/2 to 1 pitch. Dimensions S and T allow for tap end clearance of intermediate taps. When using Bottoming and Spiral Flute Taps these dimensions maybe reduced by an amount equal to 2 thread pitches. Any countersink depths must be added to these dimensions.

COMPATIBLE POWERCOIL INSTALLATION AND REMOVAL TOOLS	
TOOL TYPE	Part #
Hand Installation Tool	-
Tang Break Tool	-
Removal Tool	3500-RT3
Machine Installation Tool	-
Mandrel Installation Tool	3532-9/16HIP
Captive Prewinder Tool	-
Non-Captive Prewinder Tool	-
Spring Loaded tang Break Tool	-
Pneumatic Front end assembly (FEA)	-
FEA Mandrel	-
FEA Nozzle	-
Pneumatic Tool	-

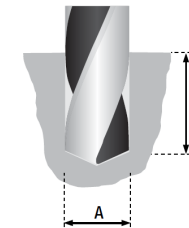
powercoil.com.au

PowerCoil is a registered trademark of Bordo International Pty Ltd Australia



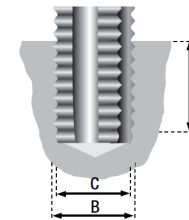
DRILLED HOLE DIMENSIONS INTERMEDIATE/PLUG TAP

Drill Size	mm	15.00
Drill Part Number		2654-15.00
Drill Size inch	inch	19/32
Drill Part Number inch		2651-19/32
A Minor Diameter minimum	inch	0.581
A Minor Diameter maximum	inch	0.592
S Drilling Depth minimum	inch	1.219



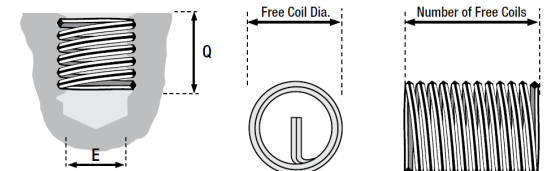
TAPPED HOLE DIMENSIONS

Tap Size	STI		UNC 9/16 X 12
Tap Size	-		-
B Major Diameter		inch	0.6708
C Pitch Diameter MIN		inch	0.6167
C Pitch Diameter MAX	2B	inch	0.6208
C Pitch Diameter MAX	1B	inch	0.623
T Tapping Depth MIN		inch	1.135
Power Coil Tap Part Number	STI	Taper	3532-9/16T
Power Coil Tap Part Number	STI	Intermediate	3532-9/16I
Power Coil Tap Part Number	STI	Bottoming	3532-9/16B
Power Coil Tap Part Number	STI	SpiralPoint	-
Power Coil Tap Part Number	STI	SpiralFlute	-



INSERT SPECIFICATIONS

E Fitted Minor Diameter	inch	0.4723
Q Nominal Length Installed	inch	0.8430
Free Coil Diameter minimum	inch	0.664
Free Coil Diameter maximum	inch	0.694
Free Coils minimum	#	7.90
Free Coils maximum	#	8.40



IMPORTANT The success of any drilling and tapping operation is dependant upon many factors -type of material being cut, cutting speed, coolant, equipment being used - and it is not possible to give specific drill sizes for each material. Drill sizes shown are recommendations only and PowerCoil would strongly suggest that independent testing be performed for specific and critical applications. When using wire thread inserts it is important that the drilling and tapping diameters and lengths shown are adhered to. The figures outlined in these tables encompass effective free coil tolerances for most globally recognized standards and manufacturers, including those of reduced diameter wire thread inserts.

Number of Free Coils – the number of coils on an un-installed insert counted along the insert length 90° from the tang.